





# Welcome

Dear Colleagues,

It gives me great pleasure to present our postgraduate certification programs in Oral Implantology.

By implementing multidisciplinary concepts and skills, we strive to constantly enhance the quality of the lifelong learning experience of our participants. You will leave our courses with the highest level of knowledge and develop the skills to match it in our hands-on workshops. Our courses help dentists broaden and sharpen their skills, enabling them to provide comprehensive treatment for their patients.

Our course schedules are carefully designed to minimize disruption to your practice. Our goal is to provide you with the knowledge, skills, and experience to be happy, productive, and successful in the oral implantology profession. We have trained some of the most sought-after dentists in the world, and we look forward to helping you achieve the next level of your professional career.

The institute offers access to world-renowned faculty, a great place to study and live, and an abundance of opportunities. If you are seeking to take the next step in your dental education, you have come to the right place. We offer a wide variety of programs designed to match nearly every interest, educational background, and applicant.

California Implant Institute is a global institute with a large number of international students. During the last 22 years, more than 3,000 oral health care professionals from 20+ countries and 5 continents have attended our programs.

California Implant Institute offers Live-Patient Surgical Externship, Online, and Master Programs. Please browse our course offerings and feel free to contact us.

Sincerely,



*Louie Al-Faraje, DDS  
Founder & Academic Chairman, California Implant Institute*

# Faculty Members



**Louie Al-Faraje, DDS**

*Diplomate, ICOI & ABOI  
Co-Chairman, Credentialing  
Committee ICOI*



**Mamaly Reshad, DDS, MSc**

*Former Section Chair for Fixed  
Prosthodontics and Operative  
Dentistry, University of Southern  
California (USC)*



**James L. Rutkowski, DMD, PhD**

*Diplomate and Past President,  
ABOI*



**Christopher A. Church, MD**

*Diplomate, American Board of  
Otolaryngology  
Director, Loma Linda University  
Sinus and Allergy Center*



**Domenico Cascione, CDT, BS**

*Master Ceramist*



**Philip J. Kroll, DDS**

*Master, AGD  
Fellow, AAID*



**Meet more faculty members on our website:**  
[www.implanteducation.net/faculty](http://www.implanteducation.net/faculty)



## SECTION 1

# LIVE PATIENT SURGICAL EXTERNSHIPS

 **Baja California, Mexico**

 **Multiple courses offered each year**

### All Externship Programs Include:




-  All materials and implants
-  Certificate of attendance
-  48 continuing education credits for the 6-day externship
-  Course manual
-  Transportation from San Diego to the CII Institute in Baja Mexico and back
-  Completion of any of these programs fulfills the ICOI Fellowship requirements.



# BASIC TO INTERMEDIATE LIVE PATIENT SURGICAL EXTERNSHIP

In this 6-day comprehensive live patient program, doctors will work on flap techniques (1-wall, 2-wall, and 3-wall flaps are performed multiple times every day) and place implants in both edentulous and immediate extraction sockets. At least one patient for every doctor will be in need of alveoloplasty, allowing doctors to gain experience in this important implant placement procedure. Doctors will also work on their suturing techniques and engage in 3 to 4 hours of treatment planning each morning. Lecture materials and online surgical videos are provided for implant placement program participants before the program to enhance the learning experience.

## Key Educational Objectives

-  Implement step-by-step implant surgical protocols on live patients under the direction of Dr. Louie Al-Faraje and staff.
-  Expedite your learning curve to transition from classroom to surgically placing implants in your office with predictability.
-  Increase your knowledge and skill in the areas of flap design, implant placement, bone grafting, and suturing techniques.





# ALL-ON-4® AND FULL-ARCH IMMEDIATE LOADING LIVE PATIENT SURGICAL EXTERNSHIP

This 6-day comprehensive live patient program covers the treatment planning, surgical, prosthetic, and laboratory phases of providing full-arch immediate loading prostheses to patients with edentulous arches or terminal dentition. Each participant will surgically treat two All-on-4® immediate loading cases. Also, attendees will be observing and participating as a group in a few immediate restorations of full-arch immediate loading cases covering both the direct and indirect methods for this procedure. Laboratory protocols will be extensively covered during the program as well. At least one patient for every doctor will be in need of alveoloplasty (with or without full-arch extractions), allowing doctors to gain experience in this important implant treatment procedure.

## Curriculum Highlights:

- Evidence-based proven protocols for proper treatment planning for full-arch immediate loading including treatment planning for All-on-4®
- Digital workflow for All-on-4® prosthetic solutions
- All-on-4® prostheses design, biomechanics, and occlusion
- Management of possible All-on-4® complications
- Proper placement of implants in the All-on-4® configuration
- Fabrication of provisional and definitive prosthetic options
- Hygiene requirements and protocols for long-term success



# ZYGOMATIC IMPLANT LIVE PATIENT SURGICAL EXTERNSHIP

EXPAND YOUR TREATMENT OPTIONS FOR THE ADVANCED  
RESORBED MAXILLA.

Take your skills in the All-on-4® treatment concept to the next level—transform more patients' lives with zygomatic implants. Practice innovative surgical and prosthetic approaches to rehabilitate patients with severe maxillary atrophy.

Traditionally, a severely resorbed maxilla with sinus pneumatization would need multiple surgeries, including sinus augmentation/lift and bone grafts, to rebuild enough bone mass to create a sufficient foundation for traditional dental implant placement. In severely resorbed cases, zygomatic implants have been an evidence-based surgical and prosthetic solution since 1999 that has eliminated the need for bone grafting altogether.

This program covers everything from diagnosis and treatment planning using zygomatic implants to surgical and prosthetic processes. We even address complex and progressive protocols for managing potential complications.

## Topics:

- Head and neck anatomy, CT-scan interpretation, and treatment planning
- Risk assessment
- Basic principles of zygomatic implants
- Biomechanics of zygomatic implants
- Surgical protocols
- Prosthetic protocols (conversion, digital workflow, and final prosthesis)
- Complications and solutions





## SECTION 2

# 4-DAY ADVANCED BONE GRAFTING PROGRAM

WITH HANDS-ON CADAVER TRAINING

📍 San Diego, California

📄 32 CE units

## Key Educational Objectives



Learn the location and how to protect vital anatomical structures when performing bone grafting procedures



Learn step-by-step lateral window sinus grafting technique



Learn chin block bone grafting techniques



Learn how to use various bone grafting materials and membranes



Practice bone grafting and implant placement on cadavers

## Curriculum Highlights:

- Guided bone regeneration
- Sinuslifting through the lateral window
- Maxillary alveolar ridge expansion using split-cortical technique
- Mandibular alveolar ridge expansion using pedicled sandwich plasty (PSP)
- Chin block graft





# ONLINE PROGRAMS

Our online programs, created by world-renowned expert educators and clinicians, allow participants to acquire the necessary skills—while stationed anywhere in the world, and at their own pace—to perform a wide range of implant-related procedures.



## ONLINE FELLOWSHIP PROGRAM IN ORAL IMPLANTOLOGY

California Implant Institute, in collaboration with Quintessence Publishing and UNLV School of Dental Medicine, introduces the most comprehensive online oral implantology program available. This course comprises a comprehensive and modular online program that allows participants to gain foundational knowledge in all the various aspects critical to delivering successful surgical and prosthetic implant dentistry, as well as training in areas of advanced bone and soft tissue grafting, sinus augmentation, extraction socket management, and digital implant dentistry.

The content of our online Fellowship Program highlights the latest advancements and techniques in implant dentistry. You can now enjoy attending all of the presentations and lectures and do all the assignments from the comfort of your home while earning 300 continuing education credits of the highest quality in implant dentistry.

### The program is made of three parts:

#### 1 Basics of Oral Implantology

During the first part of this comprehensive implant training program, the following topics are covered: anatomy; bone physiology; patient evaluation for implant treatment; risk factors; vertical & horizontal occlusal spaces; bone density; and step-by-step implant surgical placement protocols, including immediate and osteotome techniques, impression techniques, restorative steps for implant crown and bridge, and more.

#### 2 Beyond Osseointegration

Computer-guided implant placement and restoration, immediate loading techniques for single- and full-arch cases, sinus augmentation through the osteotomy site, the biology of osseointegration, and mini-implants will be discussed. Implant prosthodontics for fully edentulous patients using the Locator overdenture, hybrids, and CAD/CAM design will highlight the prosthetic portion.


#### 3 Advanced Implant Techniques

Advanced implant surgical techniques covered in this part include: alveolar ridge expansion using the split-cortical technique; sinus bone augmentation; pedicled sandwich plasty; guided bone regeneration; and bone grafting before, during, and after implant placement. The restorative portion will focus on biomechanical principles, biomaterials, and implant occlusion.

### Each of these parts contains:

- |  |  |
|--|--|
| <input checked="" type="checkbox"/> PowerPoint presentations                           | <input checked="" type="checkbox"/> 100-question examination per part  |
| <input checked="" type="checkbox"/> Recorded live lectures and recorded live surgeries | <input checked="" type="checkbox"/> Resource center containing manuals, charts, medication protocols, and more |

Upon successful completion of all of the above for each part, the doctor is able to move to the next part.

 300 continuing education credits

## ONLINE IMPLANT PROSTHODONTICS PROGRAM

Topics covered include: framework designs for full-arch implant restorations; treatment concepts for the restoration of the edentulous mandible; removable and fixed implant-supported restoration of the edentulous maxilla, including All-on-4® training; treatment consult and planning for comprehensive cases; provisionalization and immediate loading techniques for single-unit and full-arch esthetic implant situations; final impressions and bite registration for full-arch implant- and tooth-supported cases; and delivery of final prostheses for implant and full-arch cases.

### Program Topics Include:

- Full-arch treatment planning
- Case selection
- Diagnostic data collection
- Principles and guidelines of immediate loading
- Full-arch treatment planning
- Doctors will earn 40 continuing education credits for completing this program.

## ONLINE FULL-ARCH MASTER PROGRAM

This online program includes recorded live lectures and surgeries by expert educators and clinicians.

### Program Topics Include:

- Full-arch treatment planning
- Case selection
- Diagnostic data collection
- Principles and guidelines of immediate loading
- Full-arch treatment planning
- Prosthetic workflow
- Step-by-step protocol for in-office printed provisional restorations
- Complications and solutions
- Doctors will earn 50 continuing education credits for completing this program.

## ONLINE PRP & PRF PROGRAM

This online program, which includes a pre-recorded live patient demonstration, teaches participants how to identify cases with an indication for the application of PRP and PRF as well as how to select suitable bone grafting materials for use with PRP and PRF. In addition, this course trains participants in proper phlebotomy techniques, essential to the successful use of PRP and PRF.

### Program Topics Include:

- Case selection
- Diagnostic data collection
- Principles and guidelines for success
- Doctors will earn 25 continuing education credits for completing this program.



SECTION 4

MASTER OF ORAL IMPLANTOLOGY PROGRAM

The Master of Oral Implantology Program is designed for general dentists of all implant experience levels, as well as specialists in the field of prosthodontics, periodontics, and endodontics. The goal of the program is to provide doctors with the right tools for a successful career in implant dentistry. The California Implant Institute and its world-renowned faculty have developed the most comprehensive curriculum focusing on essential information that is immediately useful to doctors, their staff, and their patients. This program brings together selected online programs and live-patient surgical externships described in the previous pages, ensuring participants gain the highest level of knowledge and technical skills necessary to provide safe, appropriate, and efficient treatments.

Understanding the value of the time invested to complete the Master of Oral Implantology Program, CII offers a unique opportunity for doctors to fully customize their program track to best fit their availability while having the least impact on their practice.

LIVE Patient Training Module



Basic to Intermediate Implant Surgery Program  
(see page 4)



All-On-4® & Full-Arch Immediate Loading Program  
(see page 5)

Cadaver Hands-On Module



Learn advanced bone grafting techniques  
(see page 7)

The Master program consists of the following required modules:

1

Online Fellowship Program in Oral Implantology  
(see page 9)

2

Online Advanced Implant Prosthodontics Program  
(see page 10)

3

Online Full-Arch Master Program  
(see page 10)

4

Online PRP & PRF Program  
(see page 10)



543 continuing education credits





**Mike Golpa,  
DDS**

Las Vegas, Nevada



*Dr Farajetaught me implant dentistry 20 years ago when I didn't know anything about implants and motivated me to do my first implant, and now I have probably done over 1000 implants. He is the best and the most knowledgeable instructor and the greatest motivational speaker I have ever met in my life. Everytime I talk to him or sit in one of his programs I get extremely motivated. What a wonderful learning experience.*



**Michael R. Clark,  
DDS**

San Diego, California



*Over the years, I've had the good fortune to attend implant-related CE courses given by some of the most gifted implant experts of our time. Dr Louie Al-Faraje provides a top-quality venue, excellent organization of materials, and a refreshing humility, which encourages attendees to ask questions and gives them the confidence to extend the range of services they offer to their patients.*



**Robert Bosworth,  
DDS, MS**

La Jolla, California



*I strongly recommend Dr Faraje's fellowship in oral implantology. He offers an excellent, comprehensive, detailed, up-to-date implant course. I appreciated the concise, well-organized lecture material full of practical, clinical, and useful tips. The fellowship gave me the confidence to begin placing implants in my own practice.*



**H. J. Ludington,  
DDS**

Portsmouth, New Hampshire



*I strongly recommend Dr Al-Faraje's fellowship in oral implantology. I have taken several implant courses in the past and found Dr Al-Faraje's course to be the best of all the other courses I have attended. The fellowship program is practical and energizing at the same time. I highly recommend this course.*



**Tomas Vera V.,  
DDS**

Santiago, Chile



*The Fellowship Program has positively changed and improved my approach to implant dentistry, and now I feel confident enough to place my own implants and to take the next step and start sinus grafting when needed. Lectures are always an interactive experience, in a relaxed, fun, yet professional style. You will learn the Do's, Don't's and everything you wanted to know from Dr. Faraje's vast experience.*



**Robert Matiasevich Jr.,  
DDS**

Santa Cruz, California



*I have been placing implants for over 7 years and found the course to be invaluable. You provided information that could be implemented after each session. The course is well structured for both the novice and the more experienced. You will be hard pressed to find a more well-prepared and organized teacher. The live surgeries and hands-on portion of the course pays for itself.*